

LALBABA COLLEGE

Students Feedback Report

Session: 2022-23

For the NAAC AQAR (2022-23), the college obtains feedback from Students of different disciplines on the syllabus through the college website. The questionnaire has been framed covering social, economic and contemporary aspects of syllabus. Students have rated the question in a scale of E to A where E = Very poor; D = Poor; C = Satisfactory; B = Good; A = Excellent. The feedback is calculated in the numerical scale of 0 - 4 where 0 stands for E, i.e., Very poor and 4 stands for A, i.e., Excellent. The analysis of Students feedback is presented below:

Feedback on academic performance and ambience of the institution

NUMBER OF RESPONSES RECEIVED FOR THE FEEDBACK = 254

Question Wise Score

Sl No.	Question	Score
OVERALL AVERAGE SCORE		2.74
1	The role of the Institution in taking active interest in organizing Seminars, Conferences & Workshop.	2.8
2	The Quality of teaching and mentoring process in the institution facilitates cognitive, social & emotional growth.	2.87
3	The performance of the Institution providing opportunities, learning & holistic growth.	2.78
4	The process undertaken by the Institution in informing stakeholders about expected competencies, course outcomes & programme outcomes.	2.76
5	The mechanism provided by the Institution to identify strengths, remedy to overcome weakness in students.	2.71
6	The role of the Institution in engaging students with monitoring, review & continuous quality improvement of the teaching learning process.	2.76
7	The role of the Institution in encouraging the student-centric methods for enhancing learning experiences.	2.81
8	The role of the Institution in encouraging participation to extra-curricular activities.	2.68
9	The role of the Institution in encouraging sporting activities & good cultures of health.	2.64
10	The role of the Institution in inculcating skills enhancing employability with social responsibility	2.7
11	The role of the Central Library of the College in providing comprehensive computerised services.	2.78
12	Rate the services provided by the College Office.	2.61
13	Rate Institutional infrastructure for providing Peaceful & Calm Environment.	2.69
14	Rate the Institutional Standard of Hygiene & Cleanliness.	2.67
15	The overall quality of teaching-learning experience of the Institution.	2.89

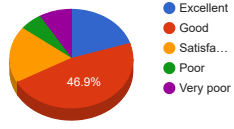
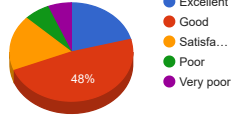
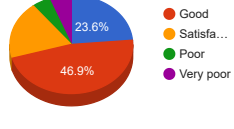
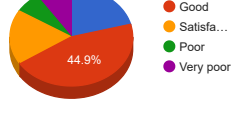
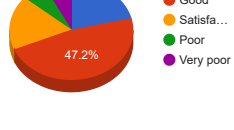
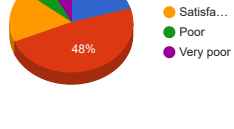
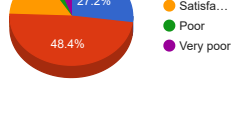
LALBABA COLLEGE

Students Feedback

Session: 2022-23

Question Wise Feedback Statistics Graphs

Sl No.	Question	Statistics Graphs
1	The role of the Institution in taking active interest in organizing Seminars, Conferences & Workshop.	<p> <ul style="list-style-type: none"> Excellent: 25.2% Good: 46.9% Satisfactory Poor Very poor </p>
2	The Quality of teaching and mentoring process in the institution facilitates cognitive, social & emotional growth.	<p> <ul style="list-style-type: none"> Excellent: 24% Good: 52% Satisfactory Poor Very poor </p>
3	The performance of the Institution providing opportunities, learning & holistic growth.	<p> <ul style="list-style-type: none"> Excellent: 52.4% Good Satisfactory Poor Very poor </p>
4	The process undertaken by the Institution in informing stakeholders about expected competencies, course outcomes & programme outcomes.	<p> <ul style="list-style-type: none"> Excellent: 53.1% Good Satisfactory Poor Very poor </p>
5	The mechanism provided by the Institution to identify strengths, remedy to overcome weakness in students.	<p> <ul style="list-style-type: none"> Excellent: 50% Good Satisfactory Poor Very poor </p>
6	The role of the Institution in engaging students with monitoring, review & continuous quality improvement of the teaching learning process.	<p> <ul style="list-style-type: none"> Excellent: 51.2% Good Satisfactory Poor Very poor </p>
7	The role of the Institution in encouraging the student-centric methods for enhancing learning experiences.	<p> <ul style="list-style-type: none"> Excellent: 51.6% Good Satisfactory Poor Very poor </p>
8	The role of the Institution in encouraging participation to extra-curricular activities.	<p> <ul style="list-style-type: none"> Excellent: 50.4% Good Satisfactory Poor Very poor </p>

SI No.	Question	Statistics Graphs
9	The role of the Institution in encouraging sporting activities & good cultures of health.	 <ul style="list-style-type: none"> ● Excellent ● Good ● Satisfis... ● Poor ● Very poor
10	The role of the Institution in inculcating skills enhancing employability with social responsibility	 <ul style="list-style-type: none"> ● Excellent ● Good ● Satisfis... ● Poor ● Very poor
11	The role of the Central Library of the College in providing comprehensive computerised services.	 <ul style="list-style-type: none"> ● Excellent ● Good ● Satisfis... ● Poor ● Very poor
12	Rate the services provided by the College Office.	 <ul style="list-style-type: none"> ● Excellent ● Good ● Satisfis... ● Poor ● Very poor
13	Rate Institutional infrastructure for providing Peaceful & Calm Environment.	 <ul style="list-style-type: none"> ● Excellent ● Good ● Satisfis... ● Poor ● Very poor
14	Rate the Institutional Standard of Hygiene & Cleanliness.	 <ul style="list-style-type: none"> ● Excellent ● Good ● Satisfis... ● Poor ● Very poor
15	The overall quality of teaching-learning experience of the Institution.	 <ul style="list-style-type: none"> ● Excellent ● Good ● Satisfis... ● Poor ● Very poor

LALBABA COLLEGE

Teachers Feedback Report

Session: 2022-23

For the NAAC AQAR (2022-23), the college obtains feedback from Teachers of different disciplines on the syllabus through the college website. The questionnaire has been framed covering social, economic and contemporary aspects of syllabus. Teachers have rated the question in a scale of E to A where E = Very poor; D = Poor; C = Satisfactory; B = Good; A = Excellent. The feedback is calculated in the numerical scale of 0 - 4 where 0 stands for E, i.e., Very poor and 4 stands for A, i.e., Excellent. The analysis of Teachers feedback is presented below:

Feedback on academic performance and ambience of the institution

NUMBER OF RESPONSES RECEIVED FOR THE FEEDBACK = 66

Question Wise Score

Sl No.	Question	Score
OVERALL AVERAGE SCORE		2.72
1	The role of the Institution in taking active interest in organizing Seminars, Conferences & Workshop.	3.03
2	The Quality of teaching and mentoring process in the institution facilitates cognitive, social & emotional growth.	2.91
3	The performance of the Institution providing opportunities, learning & holistic growth.	2.68
4	The process undertaken by the Institution in informing stakeholders about expected competencies, course outcomes & programme outcomes.	2.85
5	The mechanism provided by the Institution to identify strengths, remedy to overcome weakness in students.	2.64
6	The role of the Institution in engaging students with monitoring, review & continuous quality improvement of the teaching learning process.	2.73
7	The role of the Institution in encouraging the student-centric methods for enhancing learning experiences.	2.82
8	The role of the Institution in encouraging participation to extra-curricular activities.	3.02
9	The role of the Institution in encouraging sporting activities & good cultures of health.	2.79
10	The role of the Institution in inculcating skills enhancing employability with social responsibility	2.67
11	The role of the Central Library of the College in providing comprehensive computerised services.	2.91
12	Rate the services provided by the College Office.	2.29
13	Rate Institutional infrastructure for providing Peaceful & Calm Environment.	2.38
14	Rate the Institutional Standard of Hygiene & Cleanliness.	2.17
15	The overall quality of teaching-learning experience of the Institution.	2.85

LALBABA COLLEGE

Teachers Feedback

Session: 2022-23

Question Wise Feedback Statistics Graphs

SI No.	Question	Statistics Graphs
1	The role of the Institution in taking active interest in organizing Seminars, Conferences & Workshop.	<ul style="list-style-type: none"> ● Excellent ● Good ● Satisfactory ● Poor
2	The Quality of teaching and mentoring process in the institution facilitates cognitive, social & emotional growth.	<ul style="list-style-type: none"> ● Excellent ● Good ● Satisfactory ● Poor
3	The performance of the Institution providing opportunities, learning & holistic growth.	<ul style="list-style-type: none"> ● Excellent ● Good ● Satisfactory ● Poor ● Very poor
4	The process undertaken by the Institution in informing stakeholders about expected competencies, course outcomes & programme outcomes.	<ul style="list-style-type: none"> ● Excellent ● Good ● Satisfactory ● Poor ● Very poor
5	The mechanism provided by the Institution to identify strengths, remedy to overcome weakness in students.	<ul style="list-style-type: none"> ● Excellent ● Good ● Satisfactory ● Poor ● Very poor
6	The role of the Institution in engaging students with monitoring, review & continuous quality improvement of the teaching learning process.	<ul style="list-style-type: none"> ● Excellent ● Good ● Satisfactory ● Poor ● Very poor
7	The role of the Institution in encouraging the student-centric methods for enhancing learning experiences.	<ul style="list-style-type: none"> ● Excellent ● Good ● Satisfactory ● Poor ● Very poor
8	The role of the Institution in encouraging participation to extra-curricular activities.	<ul style="list-style-type: none"> ● Excellent ● Good ● Satisfactory ● Poor

SI No.	Question	Statistics Graphs
9	The role of the Institution in encouraging sporting activities & good cultures of health.	<ul style="list-style-type: none"> ● Excellent ● Good ● Satisfactory ● Poor ● Very poor
10	The role of the Institution in inculcating skills enhancing employability with social responsibility	<ul style="list-style-type: none"> ● Excellent ● Good ● Satisfactory ● Poor ● Very poor
11	The role of the Central Library of the College in providing comprehensive computerised services.	<ul style="list-style-type: none"> ● Excellent ● Good ● Satisfactory ● Poor
12	Rate the services provided by the College Office.	<ul style="list-style-type: none"> ● Excellent ● Good ● Satisfactory ● Poor ● Very poor
13	Rate Institutional infrastructure for providing Peaceful & Calm Environment.	<ul style="list-style-type: none"> ● Excellent ● Good ● Satisfactory ● Poor ● Very poor
14	Rate the Institutional Standard of Hygiene & Cleanliness.	<ul style="list-style-type: none"> ● Excellent ● Good ● Satisfactory ● Poor ● Very poor
15	The overall quality of teaching-learning experience of the Institution.	<ul style="list-style-type: none"> ● Excellent ● Good ● Satisfactory ● Poor

LALBABA COLLEGE

Alumni Feedback Report

Session: 2022-23

For the NAAC AQAR (2022-23), the college obtains feedback from Alumni of different disciplines on the syllabus through the college website. The questionnaire has been framed covering social, economic and contemporary aspects of syllabus. Alumni have rated the question in a scale of E to A where E = Very poor; D = Poor; C = Satisfactory; B = Good; A = Excellent. The feedback is calculated in the numerical scale of 0 - 4 where 0 stands for E, i.e., Very poor and 4 stands for A, i.e., Excellent. The analysis of Alumni feedback is presented below:

Feedback on academic performance and ambience of the institution

NUMBER OF RESPONSES RECEIVED FOR THE FEEDBACK = 703

Question Wise Score

Sl No.	Question	Score
OVERALL AVERAGE SCORE		3.15
1	The role of the Institution in taking active interest in organizing Seminars, Conferences & Workshop.	3.17
2	The Quality of teaching and mentoring process in the institution facilitates cognitive, social & emotional growth.	3.23
3	The performance of the Institution providing opportunities, learning & holistic growth.	3.16
4	The process undertaken by the Institution in informing stakeholders about expected competencies, course outcomes & programme outcomes.	3.11
5	The mechanism provided by the Institution to identify strengths, remedy to overcome weakness in students.	3.14
6	The role of the Institution in engaging students with monitoring, review & continuous quality improvement of the teaching learning process.	3.15
7	The role of the Institution in encouraging the student-centric methods for enhancing learning experiences.	3.13
8	The role of the Institution in encouraging participation to extra-curricular activities.	3.16
9	The role of the Institution in encouraging sporting activities & good cultures of health.	3.14
10	The role of the Institution in inculcating skills enhancing employability with social responsibility.	3.15
11	The role of the Central Library of the College in providing comprehensive computerised services.	3.18
12	Rate the services provided by the College Office.	3.11
13	Rate Institutional infrastructure for providing Peaceful & Calm Environment.	3.14
14	Rate the Institutional Standard of Hygiene & Cleanliness.	3.14
15	The overall quality of teaching-learning experience of the Institution.	3.21

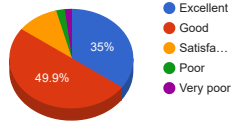
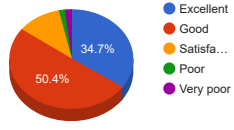
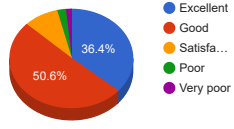
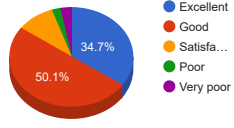
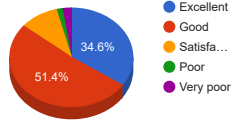
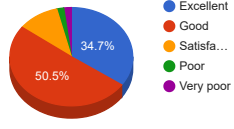
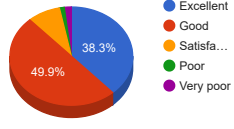
LALBABA COLLEGE

Alumni Feedback

Session: 2022-23

Question Wise Feedback Statistics Graphs

Sl No.	Question	Statistics Graphs
1	The role of the Institution in taking active interest in organizing Seminars, Conferences & Workshop.	<ul style="list-style-type: none"> ● Excellent ● Good ● Satisfactory ● Poor ● Very poor
2	The Quality of teaching and mentoring process in the institution facilitates cognitive, social & emotional growth.	<ul style="list-style-type: none"> ● Excellent ● Good ● Satisfactory ● Poor ● Very poor
3	The performance of the Institution providing opportunities, learning & holistic growth.	<ul style="list-style-type: none"> ● Excellent ● Good ● Satisfactory ● Poor ● Very poor
4	The process undertaken by the Institution in informing stakeholders about expected competencies, course outcomes & programme outcomes.	<ul style="list-style-type: none"> ● Excellent ● Good ● Satisfactory ● Poor ● Very poor
5	The mechanism provided by the Institution to identify strengths, remedy to overcome weakness in students.	<ul style="list-style-type: none"> ● Excellent ● Good ● Satisfactory ● Poor ● Very poor
6	The role of the Institution in engaging students with monitoring, review & continuous quality improvement of the teaching learning process.	<ul style="list-style-type: none"> ● Excellent ● Good ● Satisfactory ● Poor ● Very poor
7	The role of the Institution in encouraging the student-centric methods for enhancing learning experiences.	<ul style="list-style-type: none"> ● Excellent ● Good ● Satisfactory ● Poor ● Very poor
8	The role of the Institution in encouraging participation to extra-curricular activities.	<ul style="list-style-type: none"> ● Excellent ● Good ● Satisfactory ● Poor ● Very poor

SI No.	Question	Statistics Graphs
9	The role of the Institution in encouraging sporting activities & good cultures of health.	 <ul style="list-style-type: none"> ● Excellent ● Good ● Satisfis... ● Poor ● Very poor
10	The role of the Institution in inculcating skills enhancing employability with social responsibility.	 <ul style="list-style-type: none"> ● Excellent ● Good ● Satisfis... ● Poor ● Very poor
11	The role of the Central Library of the College in providing comprehensive computerised services.	 <ul style="list-style-type: none"> ● Excellent ● Good ● Satisfis... ● Poor ● Very poor
12	Rate the services provided by the College Office.	 <ul style="list-style-type: none"> ● Excellent ● Good ● Satisfis... ● Poor ● Very poor
13	Rate Institutional infrastructure for providing Peaceful & Calm Environment.	 <ul style="list-style-type: none"> ● Excellent ● Good ● Satisfis... ● Poor ● Very poor
14	Rate the Institutional Standard of Hygiene & Cleanliness.	 <ul style="list-style-type: none"> ● Excellent ● Good ● Satisfis... ● Poor ● Very poor
15	The overall quality of teaching-learning experience of the Institution.	 <ul style="list-style-type: none"> ● Excellent ● Good ● Satisfis... ● Poor ● Very poor

LALBABA COLLEGE

Employers Feedback Report

Session: 2022-23

For the NAAC AQAR (2022-23), the college obtains feedback from Employers of different disciplines on the syllabus through the college website. The questionnaire has been framed covering social, economic and contemporary aspects of syllabus. Employers have rated the question in a scale of E to A where E = Very poor; D = Poor; C = Satisfactory; B = Good; A = Excellent. The feedback is calculated in the numerical scale of 0 - 4 where 0 stands for E, i.e., Very poor and 4 stands for A, i.e., Excellent. The analysis of Employers feedback is presented below:

Feedback on academic performance and ambience of the institution

NUMBER OF RESPONSES RECEIVED FOR THE FEEDBACK = 7

Question Wise Score

Sl No.	Question	Score
OVERALL AVERAGE SCORE		3.22
1	The role of the Institution in taking active interest in organizing Seminars, Conferences & Workshop.	3.29
2	The Quality of teaching and mentoring process in the institution facilitates cognitive, social & emotional growth.	3.14
3	The performance of the Institution providing opportunities, learning & holistic growth.	3.29
4	The process undertaken by the Institution in informing stakeholders about expected competencies, course outcomes & programme outcomes.	3.14
5	The mechanism provided by the Institution to identify strengths, remedy to overcome weakness in students.	3.29
6	The role of the Institution in engaging students with monitoring, review & continuous quality improvement of the teaching learning process.	3.14
7	The role of the Institution in encouraging the student-centric methods for enhancing learning experiences.	3.29
8	The role of the Institution in encouraging participation to extra-curricular activities.	3.14
9	The role of the Institution in encouraging sporting activities & good cultures of health.	3.29
10	The role of the Institution in inculcating skills enhancing employability with social responsibility	3.14
11	The role of the Central Library of the College in providing comprehensive computerised services.	3.29
12	Rate the services provided by the College Office.	3.14
13	Rate Institutional infrastructure for providing Peaceful & Calm Environment.	3.29
14	Rate the Institutional Standard of Hygiene & Cleanliness.	3.14
15	The overall quality of teaching-learning experience of the Institution.	3.29

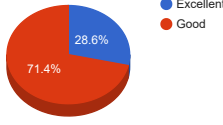
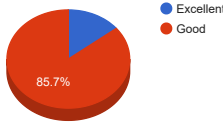
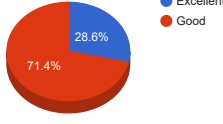
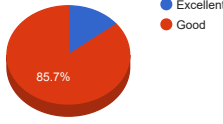
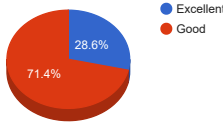
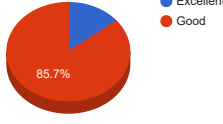
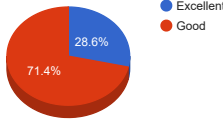
LALBABA COLLEGE

Employers Feedback

Session: 2022-23

Question Wise Feedback Statistics Graphs

Sl No.	Question	Statistics Graphs
1	The role of the Institution in taking active interest in organizing Seminars, Conferences & Workshop.	<p>Excellent: 28.6% Good: 71.4%</p>
2	The Quality of teaching and mentoring process in the institution facilitates cognitive, social & emotional growth.	<p>Excellent: 14.3% Good: 85.7%</p>
3	The performance of the Institution providing opportunities, learning & holistic growth.	<p>Excellent: 28.6% Good: 71.4%</p>
4	The process undertaken by the Institution in informing stakeholders about expected competencies, course outcomes & programme outcomes.	<p>Excellent: 14.3% Good: 85.7%</p>
5	The mechanism provided by the Institution to identify strengths, remedy to overcome weakness in students.	<p>Excellent: 28.6% Good: 71.4%</p>
6	The role of the Institution in engaging students with monitoring, review & continuous quality improvement of the teaching learning process.	<p>Excellent: 14.3% Good: 85.7%</p>
7	The role of the Institution in encouraging the student-centric methods for enhancing learning experiences.	<p>Excellent: 28.6% Good: 71.4%</p>
8	The role of the Institution in encouraging participation to extra-curricular activities.	<p>Excellent: 14.3% Good: 85.7%</p>

SI No.	Question	Statistics Graphs
9	The role of the Institution in encouraging sporting activities & good cultures of health.	 <p>71.4% Good, 28.6% Excellent</p>
10	The role of the Institution in inculcating skills enhancing employability with social responsibility	 <p>85.7% Good, 14.3% Excellent</p>
11	The role of the Central Library of the College in providing comprehensive computerised services.	 <p>71.4% Good, 28.6% Excellent</p>
12	Rate the services provided by the College Office.	 <p>85.7% Good, 14.3% Excellent</p>
13	Rate Institutional infrastructure for providing Peaceful & Calm Environment.	 <p>71.4% Good, 28.6% Excellent</p>
14	Rate the Institutional Standard of Hygiene & Cleanliness.	 <p>85.7% Good, 14.3% Excellent</p>
15	The overall quality of teaching-learning experience of the Institution.	 <p>71.4% Good, 28.6% Excellent</p>

LALBABA COLLEGE

Students Feedback Report

Session: 2022-23

For the NAAC AQAR (2022-23), the college obtains feedback from Students of different disciplines on the syllabus through the college website. The questionnaire has been framed covering social, economic and contemporary aspects of syllabus. Students have rated the question in a scale of E to A where E = Very poor; D = Poor; C = Satisfactory; B = Good; A = Excellent. The feedback is calculated in the numerical scale of 0 - 4 where 0 stands for E, i.e., Very poor and 4 stands for A, i.e., Excellent. The analysis of Students feedback is presented below:

Feedback on Curricular

NUMBER OF RESPONSES RECEIVED FOR THE FEEDBACK = 255

Question Wise Score

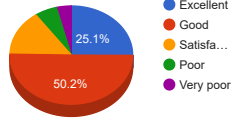
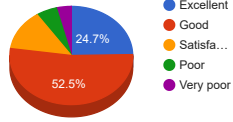
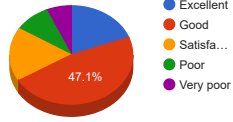
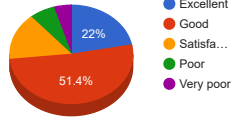
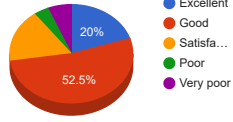
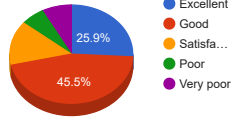
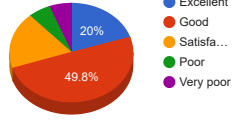
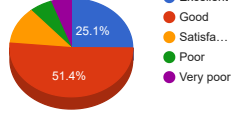
Sl No.	Question	Score
OVERALL AVERAGE SCORE		2.79
1	Students are informed about Programme Outcomes and Course Outcomes for each course.	2.87
2	Departmental planning for curriculum implementation is available to students.	2.89
3	The institution arranges internship, student exchange, field visit opportunities for students.	2.63
4	The curriculum is student centric, and based on experiential learning, participative learning and problem solving for enhancing learning experiences.	2.79
5	The curriculum is helpful in skill development, employability and research.	2.76
6	The syllabus is completed within the stipulated time.	2.75
7	The course/programme offers sufficient number of choices.	2.72
8	Sufficient numbers of prescribed books/study materials are available in the Library.	2.85
9	The curriculum is in tune with the state/national level examinations in the relevant subject.	2.76
10	The curriculum motivates the students to learn more.	2.84

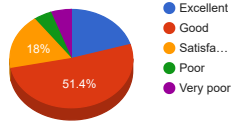
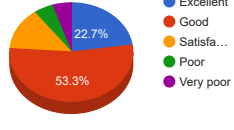
LALBABA COLLEGE

Students Feedback

Session: 2022-23

Question Wise Feedback Statistics Graphs

Sl No.	Question	Statistics Graphs
1	Students are informed about Programme Outcomes and Course Outcomes for each course.	 <ul style="list-style-type: none"> ● Excellent ● Good ● Satisfactory ● Poor ● Very poor
2	Departmental planning for curriculum implementation is available to students.	 <ul style="list-style-type: none"> ● Excellent ● Good ● Satisfactory ● Poor ● Very poor
3	The institution arranges internship, student exchange, field visit opportunities for students.	 <ul style="list-style-type: none"> ● Excellent ● Good ● Satisfactory ● Poor ● Very poor
4	The curriculum is student centric, and based on experiential learning, participative learning and problem solving for enhancing learning experiences.	 <ul style="list-style-type: none"> ● Excellent ● Good ● Satisfactory ● Poor ● Very poor
5	The curriculum is helpful in skill development, employability and research.	 <ul style="list-style-type: none"> ● Excellent ● Good ● Satisfactory ● Poor ● Very poor
6	The syllabus is completed within the stipulated time.	 <ul style="list-style-type: none"> ● Excellent ● Good ● Satisfactory ● Poor ● Very poor
7	The course/programme offers sufficient number of choices.	 <ul style="list-style-type: none"> ● Excellent ● Good ● Satisfactory ● Poor ● Very poor
8	Sufficient numbers of prescribed books/study materials are available in the Library.	 <ul style="list-style-type: none"> ● Excellent ● Good ● Satisfactory ● Poor ● Very poor

Sl No.	Question	Statistics Graphs												
9	The curriculum is in tune with the state/national level examinations in the relevant subject.	 <p>Legend: Excellent (Blue), Good (Red), Satisfactory (Yellow), Poor (Green), Very poor (Purple)</p> <table border="1"><thead><tr><th>Category</th><th>Percentage</th></tr></thead><tbody><tr><td>Excellent</td><td>22.7%</td></tr><tr><td>Good</td><td>51.4%</td></tr><tr><td>Satisfactory</td><td>18%</td></tr><tr><td>Poor</td><td>5.9%</td></tr><tr><td>Very poor</td><td>1.3%</td></tr></tbody></table>	Category	Percentage	Excellent	22.7%	Good	51.4%	Satisfactory	18%	Poor	5.9%	Very poor	1.3%
Category	Percentage													
Excellent	22.7%													
Good	51.4%													
Satisfactory	18%													
Poor	5.9%													
Very poor	1.3%													
10	The curriculum motivates the students to learn more.	 <p>Legend: Excellent (Blue), Good (Red), Satisfactory (Yellow), Poor (Green), Very poor (Purple)</p> <table border="1"><thead><tr><th>Category</th><th>Percentage</th></tr></thead><tbody><tr><td>Excellent</td><td>22.7%</td></tr><tr><td>Good</td><td>53.3%</td></tr><tr><td>Satisfactory</td><td>18%</td></tr><tr><td>Poor</td><td>5.9%</td></tr><tr><td>Very poor</td><td>1.3%</td></tr></tbody></table>	Category	Percentage	Excellent	22.7%	Good	53.3%	Satisfactory	18%	Poor	5.9%	Very poor	1.3%
Category	Percentage													
Excellent	22.7%													
Good	53.3%													
Satisfactory	18%													
Poor	5.9%													
Very poor	1.3%													

LALBABA COLLEGE

Teachers Feedback Report

Session: 2022-23

For the NAAC AQAR (2022-23), the college obtains feedback from Teachers of different disciplines on the syllabus through the college website. The questionnaire has been framed covering social, economic and contemporary aspects of syllabus. Teachers have rated the question in a scale of E to A where E = Very poor; D = Poor; C = Satisfactory; B = Good; A = Excellent. The feedback is calculated in the numerical scale of 0 - 4 where 0 stands for E, i.e., Very poor and 4 stands for A, i.e., Excellent. The analysis of Teachers feedback is presented below:

Feedback on Curricular

NUMBER OF RESPONSES RECEIVED FOR THE FEEDBACK = 66

Question Wise Score

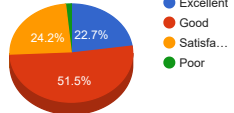
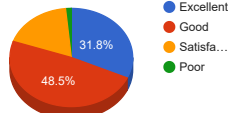
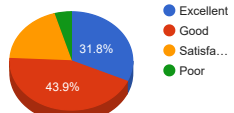
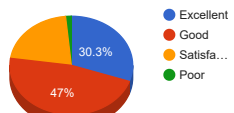
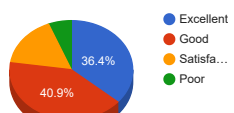
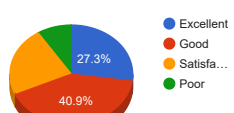
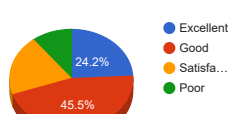
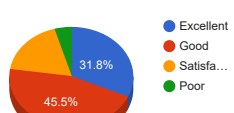
Sl No.	Question	Score
OVERALL AVERAGE SCORE		3
1	The syllabus is contemporary and need-based.	2.95
2	The aims and objectives of the syllabus are clear to the teachers and students.	3.11
3	There is ample scope to adopt participative teaching-learning methods such as seminars/ presentations / group discussions/ projects etc.	3.03
4	The curriculum is effective in widening the knowledge and perspective of the subject.	3.06
5	Adequacy of textbooks, references books, e-learning and other academic information prescribed in the syllabus.	3.08
6	The syllabus can be completed within the stipulated time.	2.86
7	Effectiveness of the syllabus in terms of its ability to potentially create job opportunities.	2.83
8	Effectiveness of the syllabus in creating depth of knowledge, awareness and enhanced creativity among the students.	3.05
9	How far does the syllabus upgrade a 12 standard pass student to the entry gate of master degree?	3
10	How far the does the syllabus incorporate experiential learning (i.e., experimental /practical/Field visit/Project etc.)?	3.03

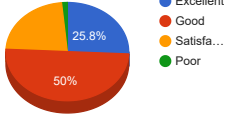
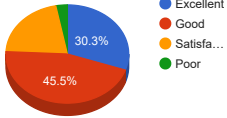
LALBABA COLLEGE

Teachers Feedback

Session: 2022-23

Question Wise Feedback Statistics Graphs

Sl No.	Question	Statistics Graphs
1	The syllabus is contemporary and need-based.	 <ul style="list-style-type: none"> ● Excellent ● Good ● Satisfactory ● Poor
2	The aims and objectives of the syllabus are clear to the teachers and students.	 <ul style="list-style-type: none"> ● Excellent ● Good ● Satisfactory ● Poor
3	There is ample scope to adopt participative teaching-learning methods such as seminars/ presentations / group discussions/ projects etc.	 <ul style="list-style-type: none"> ● Excellent ● Good ● Satisfactory ● Poor
4	The curriculum is effective in widening the knowledge and perspective of the subject.	 <ul style="list-style-type: none"> ● Excellent ● Good ● Satisfactory ● Poor
5	Adequacy of textbooks, references books, e-learning and other academic information prescribed in the syllabus.	 <ul style="list-style-type: none"> ● Excellent ● Good ● Satisfactory ● Poor
6	The syllabus can be completed within the stipulated time.	 <ul style="list-style-type: none"> ● Excellent ● Good ● Satisfactory ● Poor
7	Effectiveness of the syllabus in terms of its ability to potentially create job opportunities.	 <ul style="list-style-type: none"> ● Excellent ● Good ● Satisfactory ● Poor
8	Effectiveness of the syllabus in creating depth of knowledge, awareness and enhanced creativity among the students.	 <ul style="list-style-type: none"> ● Excellent ● Good ● Satisfactory ● Poor

Sl No.	Question	Statistics Graphs										
9	How far does the syllabus upgrade a 12 standard pass student to the entry gate of master degree?	 <p>A pie chart showing the distribution of responses for question 9. The chart is divided into four segments: Excellent (blue, 25.8%), Good (red, 50%), Satisfactory (yellow), and Poor (green). A legend to the right of the chart identifies the categories: Excellent (blue), Good (red), Satisfactory (yellow), and Poor (green).</p> <table border="1"> <thead> <tr> <th>Category</th> <th>Percentage</th> </tr> </thead> <tbody> <tr> <td>Excellent</td> <td>25.8%</td> </tr> <tr> <td>Good</td> <td>50%</td> </tr> <tr> <td>Satisfactory</td> <td></td> </tr> <tr> <td>Poor</td> <td></td> </tr> </tbody> </table>	Category	Percentage	Excellent	25.8%	Good	50%	Satisfactory		Poor	
Category	Percentage											
Excellent	25.8%											
Good	50%											
Satisfactory												
Poor												
10	How far the does the syllabus incorporate experiential learning (i.e., experimental /practical/Field visit/Project etc.)?	 <p>A pie chart showing the distribution of responses for question 10. The chart is divided into four segments: Excellent (blue, 30.3%), Good (red, 45.5%), Satisfactory (yellow), and Poor (green). A legend to the right of the chart identifies the categories: Excellent (blue), Good (red), Satisfactory (yellow), and Poor (green).</p> <table border="1"> <thead> <tr> <th>Category</th> <th>Percentage</th> </tr> </thead> <tbody> <tr> <td>Excellent</td> <td>30.3%</td> </tr> <tr> <td>Good</td> <td>45.5%</td> </tr> <tr> <td>Satisfactory</td> <td></td> </tr> <tr> <td>Poor</td> <td></td> </tr> </tbody> </table>	Category	Percentage	Excellent	30.3%	Good	45.5%	Satisfactory		Poor	
Category	Percentage											
Excellent	30.3%											
Good	45.5%											
Satisfactory												
Poor												

LALBABA COLLEGE

Alumni Feedback Report

Session: 2022-23

For the NAAC AQAR (2022-23), the college obtains feedback from Alumni of different disciplines on the syllabus through the college website. The questionnaire has been framed covering social, economic and contemporary aspects of syllabus. Alumni have rated the question in a scale of E to A where E = Very poor; D = Poor; C = Satisfactory; B = Good; A = Excellent. The feedback is calculated in the numerical scale of 0 - 4 where 0 stands for E, i.e., Very poor and 4 stands for A, i.e., Excellent. The analysis of Alumni feedback is presented below:

Feedback on Curricular

NUMBER OF RESPONSES RECEIVED FOR THE FEEDBACK = 703

Question Wise Score

Sl No.	Question	Score
OVERALL AVERAGE SCORE		3.15
1	The programme enables the graduate to contribute to the society in a professional, responsible and ethical manner.	3.22
2	Rate the curriculum prescribed for your degree during your term in the college.	3.2
3	The course/syllabus increases knowledge and understanding of the subject studied.	3.21
4	Rate the relevance of your degree to your present job.	3.11
5	Rate Innovative Teaching-Learning methodologies, Seminars, Workshops, Projects, excursions, Study Tours, etc. organized in the college.	3.14
6	Rate the motivation levels created by the syllabus to pursue post-graduation / research in the particular topic.	3.14
7	The curriculum studied is job oriented.	3.09
8	Rate curriculum designing and its effective implementation in the college.	3.13
9	Sufficient numbers of prescribed books/study materials are available in the Library.	3.17
10	New skills are learnt in the due course of study.	3.13

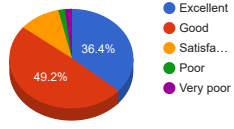
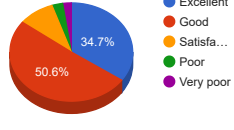
LALBABA COLLEGE

Alumni Feedback

Session: 2022-23

Question Wise Feedback Statistics Graphs

Sl No.	Question	Statistics Graphs
1	The programme enables the graduate to contribute to the society in a professional, responsible and ethical manner.	<p> ● Excellent ● Good ● Satisfactory ● Poor ● Very poor </p>
2	Rate the curriculum prescribed for your degree during your term in the college.	<p> ● Excellent ● Good ● Satisfactory ● Poor ● Very poor </p>
3	The course/syllabus increases knowledge and understanding of the subject studied.	<p> ● Excellent ● Good ● Satisfactory ● Poor ● Very poor </p>
4	Rate the relevance of your degree to your present job.	<p> ● Excellent ● Good ● Satisfactory ● Poor ● Very poor </p>
5	Rate Innovative Teaching-Learning methodologies, Seminars, Workshops, Projects, excursions, Study Tours, etc. organized in the college.	<p> ● Excellent ● Good ● Satisfactory ● Poor ● Very poor </p>
6	Rate the motivation levels created by the syllabus to pursue post-graduation / research in the particular topic.	<p> ● Excellent ● Good ● Satisfactory ● Poor ● Very poor </p>
7	The curriculum studied is job oriented.	<p> ● Excellent ● Good ● Satisfactory ● Poor ● Very poor </p>
8	Rate curriculum designing and its effective implementation in the college.	<p> ● Excellent ● Good ● Satisfactory ● Poor ● Very poor </p>

Sl No.	Question	Statistics Graphs
9	Sufficient numbers of prescribed books/study materials are available in the Library.	 <p> ● Excellent ● Good ● Satisfactory ● Poor ● Very poor </p>
10	New skills are learnt in the due course of study.	 <p> ● Excellent ● Good ● Satisfactory ● Poor ● Very poor </p>

LALBABA COLLEGE

Employers Feedback Report

Session: 2022-23

For the NAAC AQAR (2022-23), the college obtains feedback from Employers of different disciplines on the syllabus through the college website. The questionnaire has been framed covering social, economic and contemporary aspects of syllabus. Employers have rated the question in a scale of E to A where E = Very poor; D = Poor; C = Satisfactory; B = Good; A = Excellent. The feedback is calculated in the numerical scale of 0 - 4 where 0 stands for E, i.e., Very poor and 4 stands for A, i.e., Excellent. The analysis of Employers feedback is presented below:

Feedback on Curricular

NUMBER OF RESPONSES RECEIVED FOR THE FEEDBACK = 7

Question Wise Score

Sl No.	Question	Score
OVERALL AVERAGE SCORE		3.2
1	The curriculum prescribed by the university is effective in developing innovative thinking.	3.14
2	The Syllabus is effective in developing skill oriented human resources.	3.29
3	Rate the effectiveness of the curricula for development of entrepreneurship.	3.14
4	The syllabus has good balance between theory and application.	3.29
5	Current syllabus is job-oriented, skill-based and value oriented.	3.14
6	The present syllabus helps in bridging the gap between industry, society and academic institution.	3.29
7	The Courses offered provide solution to issues relevant to Gender, Environment and Sustainability.	3.14
8	The syllabus enhances communication skills.	3.29
9	The syllabus provides ability to manage relationships in the workplace.	3.14
10	The syllabus provides ability to work in a group and leaderships skills.	3.14

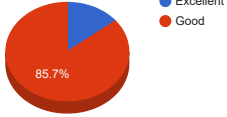
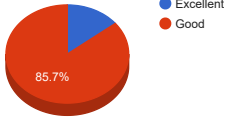
LALBABA COLLEGE

Employers Feedback

Session: 2022-23

Question Wise Feedback Statistics Graphs

Sl No.	Question	Statistics Graphs
1	The curriculum prescribed by the university is effective in developing innovative thinking.	<p>85.7%</p> <p>Excellent Good</p>
2	The Syllabus is effective in developing skill oriented human resources.	<p>71.4%</p> <p>28.6%</p> <p>Excellent Good</p>
3	Rate the effectiveness of the curricula for development of entrepreneurship.	<p>85.7%</p> <p>Excellent Good</p>
4	The syllabus has good balance between theory and application.	<p>71.4%</p> <p>28.6%</p> <p>Excellent Good</p>
5	Current syllabus is job-oriented, skill-based and value oriented.	<p>85.7%</p> <p>Excellent Good</p>
6	The present syllabus helps in bridging the gap between industry, society and academic institution.	<p>71.4%</p> <p>28.6%</p> <p>Excellent Good</p>
7	The Courses offered provide solution to issues relevant to Gender, Environment and Sustainability.	<p>85.7%</p> <p>Excellent Good</p>
8	The syllabus enhances communication skills.	<p>71.4%</p> <p>28.6%</p> <p>Excellent Good</p>

Sl No.	Question	Statistics Graphs						
9	The syllabus provides ability to manage relationships in the workplace.	 <p>A 3D pie chart with a legend. The legend shows a blue circle for 'Excellent' and a red circle for 'Good'. The chart shows a large red slice representing 85.7% and a smaller blue slice representing 14.3%.</p> <table border="1"><thead><tr><th>Category</th><th>Percentage</th></tr></thead><tbody><tr><td>Excellent</td><td>14.3%</td></tr><tr><td>Good</td><td>85.7%</td></tr></tbody></table>	Category	Percentage	Excellent	14.3%	Good	85.7%
Category	Percentage							
Excellent	14.3%							
Good	85.7%							
10	The syllabus provides ability to work in a group and leaderships skills.	 <p>A 3D pie chart with a legend. The legend shows a blue circle for 'Excellent' and a red circle for 'Good'. The chart shows a large red slice representing 85.7% and a smaller blue slice representing 14.3%.</p> <table border="1"><thead><tr><th>Category</th><th>Percentage</th></tr></thead><tbody><tr><td>Excellent</td><td>14.3%</td></tr><tr><td>Good</td><td>85.7%</td></tr></tbody></table>	Category	Percentage	Excellent	14.3%	Good	85.7%
Category	Percentage							
Excellent	14.3%							
Good	85.7%							